



CAR FIRE BLANKET

THE BEST, EFFICIENT AND SAFE SOLUTION
FOR CONTROLLING THE OUTBREAK OF
FIRE IN ALL ENGINE TYPES VEHICLES

HOW TO USE



CALL FIRE FIGHTERS!

Two people open the blanket and pull over the car



PULL the blanket **OVER THE CAR**



Make sure **ALL SIDES ARE CLOSED AROUND THE CAR**



STEP AWAY from the car and wait for around **20 min.**



FIREFIGHTERS remove the blanket.



FIRE IN ELECTRIC CARS

Usable in various situations

Follow **step 1-3**. After the fire blanket has been placed tight to the ground, **wait 2-3 minutes and listen**. If you can hear strong fuzzi sounds about every 3-15 seconds, you have a thermal runaway. **Leave the fire blanket on until the sound stops**. This is a small fire that goes from cell to cell. The fire blanket will prevent the small fire from spreading elsewhere in the car.

USE FOR






CAR FIRE BLANKET

PRODUCT INFORMATION

- It controls any type of car fire within a few seconds
- A secure solution that handles fire in electric, hybrid as well as combustion engines automobiles
- Suitable for all vehicles, including SUVs
- Delivered in a smart bag or cabinet for mounting on the wall
- Multiple use or for Supreme grade is reusable many times

BENEFITS

-  Nothing goes through the blanket - no fire, reduces toxic waste gases to minimum
-  Simple, Fast, efficient and safe solution for controlling the outbreak of fire in vehicles
-  The aim of the car fire blanket is to significantly reduce the smoke damage to buildings and other vehicles, to prevent the spread of the fire (e.g. encroachment on surrounding vehicles) and to suffocate the fire as quickly as possible.